



Facility Safety




Section Overview:

Facility Safety In RTA

Arrival & Departure: Outdoors

Arrival & Departure: Indoors





RTA FACILITY SAFETY

Equipment

- Players and coaches only touch the ball or goal nets with their sticks - officials do not touch the balls at any time
- Participants' equipment should be kept on at all times during a game (extra equipment should be stored inside of the vehicle)
- Personal water bottles with names clearly printed on the front should be used
- Coaches should have access to sanitizing products

Benches

- Players should be spaced evenly apart on benches with physical markers to use as guides
- Shared surfaces (benches, gate latches, etc.) must be disinfected after each cohort's event
- Non-playing personnel on the bench must wear their masks at all times
- Minor officials and table personnel must wear their masks at all times

Dressing Rooms

- If dressing rooms are used, players and officials must wear face masks until the beginning of the game/session
- Players must be spaced evenly apart in dressing rooms, with physical markers used as guides
- Where dressing rooms are not used, players and officials should arrive to each game/session dressed and ready to participate

Pathways

- Follow all entry and exit instructions
- Use physical distancing markers (pylons, sticks, etc.)
- Shared pathways should be utilized single file
- Parents, guardians and spectators must wear masks at all times

Staying Safe in RTA

Volunteers, parents, guardians, spectators, players, coaches and officials all have a role to play in keeping RTA safe for everyone involved. There will be continual adjustments to the way that we approach RTA, but patience and understanding will help to make the experience enjoyable and safe for everyone. Lessons and guidance from Public Health Authority measures and community experiences over the last several months (schools, workplaces, gyms, etc.) all apply during the OLA's Return to Activity programs. The information in this section is consistent with Ontario's [Guidance for facilities for sports activities during COVID-19](#).

arrival and departure OUTDOORS



The size of the training area determines the number of participants allowed in order to remain an appropriate physical distance from each other and to ensure the group size is manageable in terms of entry and exit, sanitization, hygiene and all protocols are maintained and monitored. There are provincial restrictions for group sizes in each colour-coded zone, so there must be care and coordination shown when arriving and departing from fields, and adherence to agreed protocols as outlined in this guide.

Each municipality may have additional restrictions as part of their permit application process. In all cases, the regional public health authority is responsible for determining what is appropriate for each municipal permit.

Municipalities can assist in preparing entry and exit plans for players, coaches and officials to follow.

1. Registration and screening takes place online prior to any game / session. Upon arrival, a club administrator will take attendance at the check-in table and reference it with the online registration checklist as each participant enters the facility. The attendance table should provide physical distancing cones or markers for those waiting to check in.
2. After a player is checked in, they will be assigned to a cone on the sideline. The cone will allow for ample physical distancing, and will serve as the player's personal station and water bottle location. Players will be required to wait at their cone until the coach is ready to begin the session, or the game is ready to begin.

Note: Bench areas and viewing areas may be limited by municipal rules. Parents, guardians, or spectators may be able to view the session while practicing social distancing if permitted by the municipal permit. Masks should be worn by all non-participating persons when moving throughout shared pathways.

3. Coaches will be responsible for reviewing the exit plan with all players. At the conclusion of the session or game, the coaches will dismiss each player from their cone to prevent gathering. Players are expected to exit the field and proceed directly to their car.

arrival and departure **INDOORS**



- The club administrator will connect with the facility staff for clear expectations prior to the first session
- With the help of the facility staff, map and plan how the players, coaches, officials and parents can arrive and depart safely, following physical distancing guidelines
- Communicate the specific arrival and departure plan with players and their families (map a separate location for player and participant drop-off and pick-up zones)
- Stagger start and end times of groups for arrival and departure if separate entrance areas are not possible
- Communicate the rules and regulations at the facility and what services will or will not be provided
- The head coach and club administrator should be aware of facility access to hand washing stations, alcohol-based hand sanitizer, and tissues for personal sanitization (if applicable), as well as the cleaning, disinfecting and sanitizing protocols and responsibilities that are in place by the facility or municipality
- Dressing rooms and washrooms may not be available for use (based on municipal and facility regulations, and participants should arrive fully dressed and ready to participate)

1. Registration and screening takes place online prior to any game / session. Upon arrival, a club administrator will take attendance at the check-in table and reference it with the online registration checklist as each participant enters the facility. The attendance table should provide physical distancing cones or markers for those waiting to check in.
2. After a participant is checked in, they will be assigned to a cone or marker in the dressing room. The cone or marker will allow for ample physical distancing, and will serve as the player's personal station and water bottle location. Players will be required to wait at their cone until the coach is ready to begin the session, or the game is ready to begin.

Note: Bench areas and viewing areas may be limited by municipal rules. Parents, guardians, or spectators may be able to view the session while practicing social distancing if permitted by the municipal permit. Masks should be worn by all non-participating persons at all times.

3. Coaches will be responsible for reviewing the exit plan with all players. At the conclusion of the session or game, the coaches will dismiss each player from their cone to prevent gathering. Players are expected to exit the facility and proceed directly to their car.